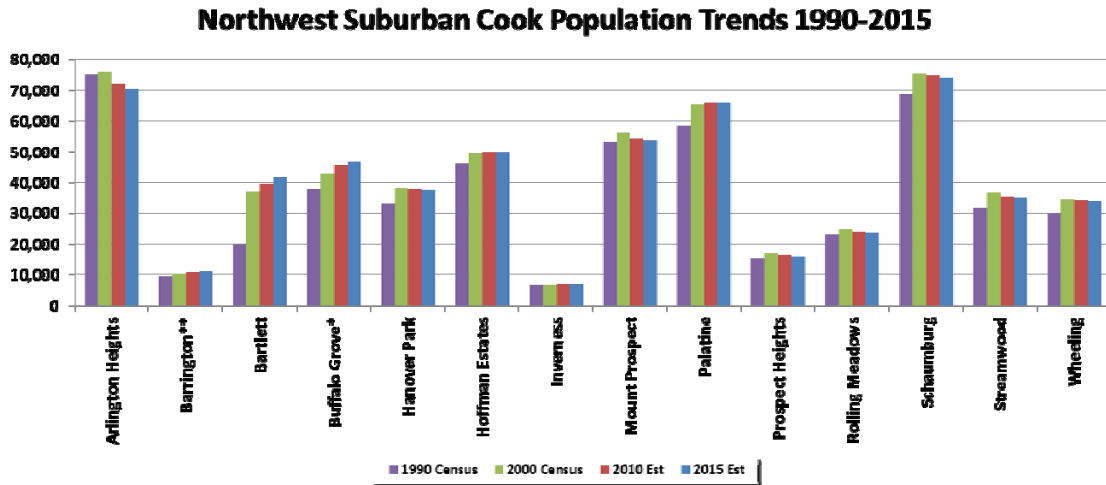


Demographics

Trends for population, household growth, average household size and median household income are presented below. The data was obtained from Claritas.



Northwest Suburban Cook Population Trends

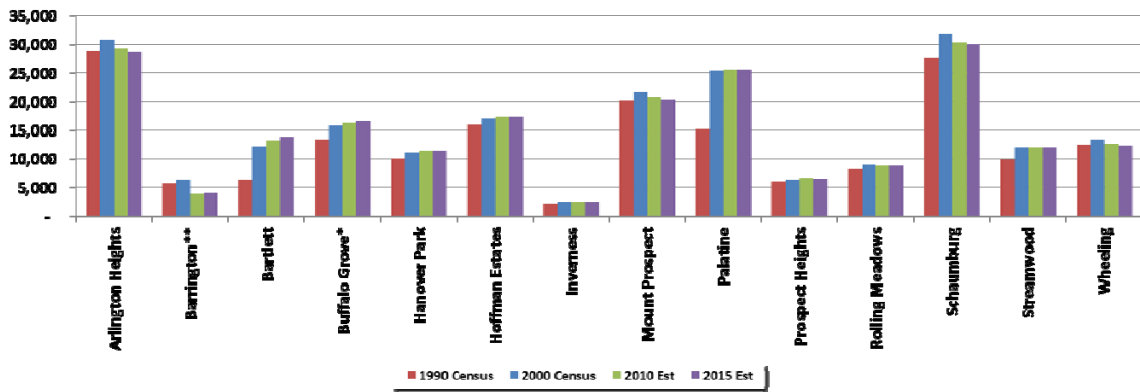
Community	1990	2000	2010	2015	2010-15
Arlington Heights	75,201	76,031	72,264	70,290	-3%
Barrington**	9,741	10,168	10,847	11,150	3%
Bartlett	19,814	36,706	39,652	41,374	4%
Buffalo Grove*	37,883	42,909	45,724	46,665	2%
Hanover Park	32,993	38,278	37,977	37,758	-1%
Hoffman Estates	46,320	49,495	49,845	49,785	0%
Inverness	6,541	6,749	6,798	6,824	0%
Mount Prospect	53,114	56,265	54,473	53,579	-2%
Palatine	58,182	65,479	66,045	65,903	0%
Prospect Heights	15,240	17,081	16,289	15,811	-3%
Rolling Meadows	23,056	24,604	23,929	23,772	-1%
Schaumburg	68,706	75,386	74,583	73,841	-1%
Streamwood	31,724	36,407	35,561	35,205	-1%
Wheeling	30,008	34,496	34,369	34,062	-1%

Source: U.S. Census

This community spills over into suburban Lake County.

**Includes Barrington, Barrington Hills and South Barrington, Barrington community spills over into suburban Lake County.

Northwest Suburban Cook Household Trends 1990-2015



Northwest Suburban Cook Household Trends

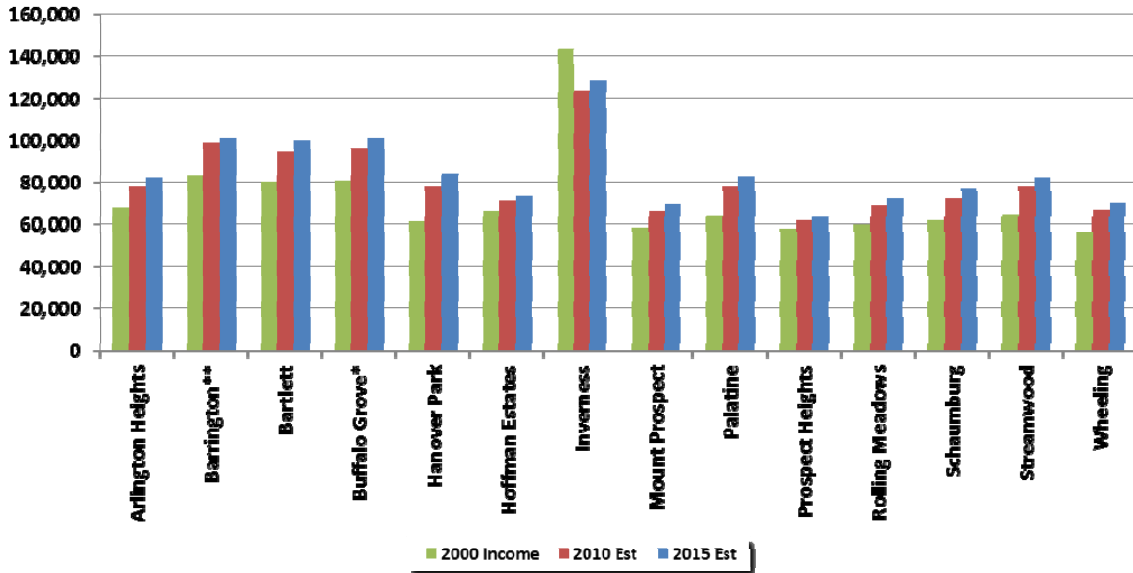
Community	1990		2000		2010		2015		2010-15
	Total	Avg Size	Total	Avg Size	Total	Avg Size	Total	Avg Size	
Arlington Heights	28,810	2.60	30,763	2.44	29,298	2.41	28,666	2.40	-2%
Barrington**	5,702	2.68	6,295	2.70	3,952	2.70	4,056	2.71	3%
Bartlett	6,365	3.11	12,179	3.01	13,151	3.02	13,732	3.01	4%
Buffalo Grove*	13,335	2.84	15,708	2.73	16,312	2.80	16,594	2.81	2%
Hanover Park	10,053	3.28	11,105	3.45	11,365	3.34	11,327	3.33	0%
Hoffman Estates	15,924	2.91	17,034	2.91	17,399	2.86	17,367	2.87	0%
Inverness	2,090	3.13	2,312	2.92	2,292	2.97	2,318	2.94	1%
Mount Prospect	20,281	2.62	21,585	2.61	20,760	2.62	20,347	2.63	-2%
Palatine	15,158	3.84	25,518	2.57	25,661	2.57	25,661	2.57	0%
Prospect Heights	6,038	2.52	6,379	2.68	6,622	2.46	6,409	2.47	-3%
Rolling Meadows	8,237	2.80	8,923	2.76	8,780	2.73	8,698	2.73	-1%
Schaumburg	27,589	2.49	31,799	2.37	30,407	2.45	30,153	2.45	-1%
Streamwood	9,931	3.19	12,095	3.01	12,125	2.93	12,024	2.93	-1%
Wheeling	12,468	2.41	13,280	2.60	12,661	2.71	12,392	2.75	-2%

Source: U.S. Census

This community spills over into suburban Lake County.

**Includes Barrington, Barrington Hills and South Barrington, Barrington community spills over into suburban Lake County.

Northwest Cook Median Household Income 2000-2015



Northwest Cook Median Income

Community	2000	2010	2015	2010-15
Arlington Heights	68,271	77,984	82,115	5%
Barrington**	83,225	98,490	100,980	3%
Bartlett	80,422	94,711	100,259	6%
Buffalo Grove*	80,849	96,247	101,406	5%
Hanover Park	61,477	78,521	84,224	7%
Hoffman Estates	67,091	71,913	73,959	3%
Inverness	144,330	123,962	128,685	4%
Mount Prospect	58,547	66,829	69,969	5%
Palatine	64,681	77,830	82,684	6%
Prospect Heights	58,079	61,683	64,604	5%
Rolling Meadows	59,899	69,384	72,797	5%
Schaumburg	61,782	72,953	76,806	5%
Streamwood	65,614	77,738	82,544	6%
Wheeling	56,390	67,287	70,804	5%

Source: U.S. Census

*This community spills over into suburban Lake County.

**Includes Barrington, Barrington Hills and South Barrington, Barrington community spills over into suburban Lake County.

Recreation

There are several golf courses in the area including Rolling Green, Old Orchard, Mount Prospect country clubs. Arlington Park race track is located in Arlington Heights. There are numerous neighborhood parks scattered through the market. In addition, extensive forest preserves provide ample open space for the communities.

Transportation

The dominant transportation features for the Northwest Cook County area are the interstates of I-290/53 and I-90 providing good access throughout the region and United States. The Tri-State Tollway (294) runs along the east side of the market. The Metra commuter line, with stops at Mount Prospect, Arlington Heights, Palatine and Barrington provides excellent access to downtown Chicago. O'Hare International Airport is just southeast of the market area with Palwaukee Airport (Wheeling) at the east end.

Conclusions

The Northwest Suburban Cook County Market Area was essentially developed after WWII as bedroom communities providing housing to residents working in Chicago. As the population grew, the market developed its own employment base. The outlook for the Northwest Suburban Cook County Market Area is stable.

© *September 2011 Appraisal Research Counselors*