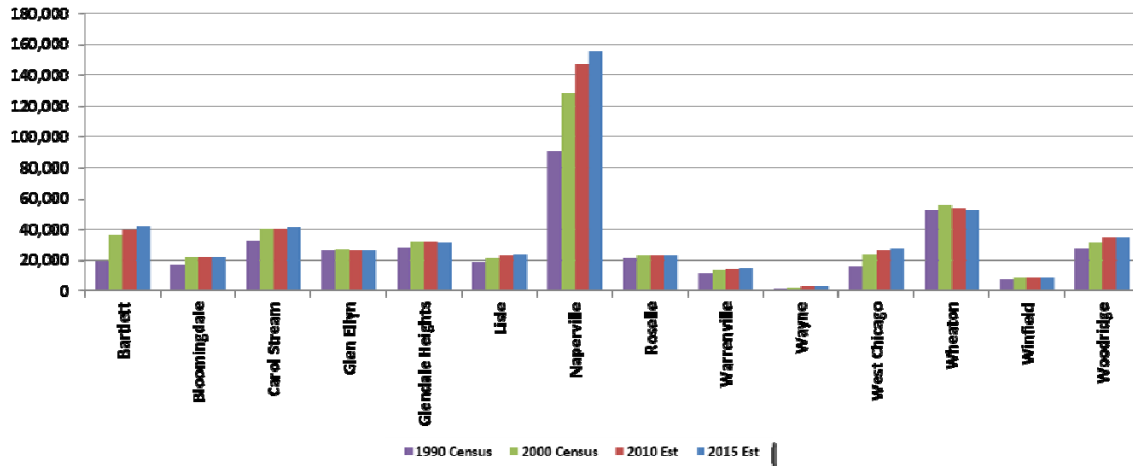


Demographics

Trends for population, household growth, average household size and median household income are presented below. The data was obtained from Claritas.

West DuPage County Population Trends 1990-2015

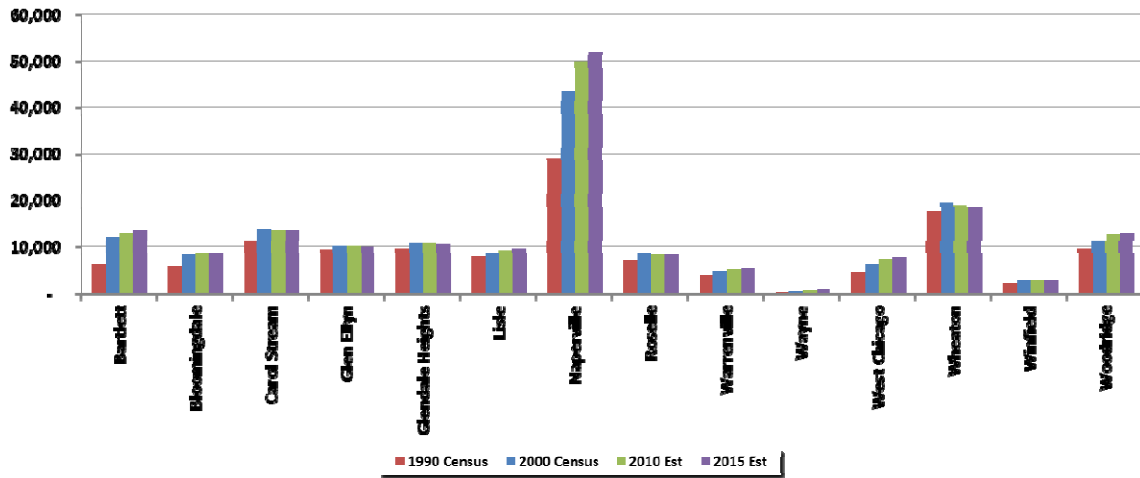


West DuPage County Population Trends

Community	1990	2000	2010	2015	2010-15
Bartlett	19,814	36,706	39,652	41,374	4%
Bloomingdale	16,990	21,675	22,001	21,981	0%
Carol Stream	32,079	40,438	40,534	40,817	1%
Glen Ellyn	26,153	26,999	26,875	26,463	-2%
Glendale Heights	28,241	31,765	31,512	31,155	-1%
Lisle	19,275	21,182	22,782	23,196	2%
Naperville	90,506	128,358	147,227	155,212	5%
Roselle	21,424	23,115	22,956	22,755	-1%
Warrenville	11,409	13,363	14,247	14,528	2%
Wayne	1,461	2,137	3,017	3,345	11%
West Chicago	15,874	23,469	26,382	27,552	4%
Wheaton	52,280	55,416	53,627	52,569	-2%
Winfield	7,629	8,718	8,749	8,770	0%
Woodridge	27,524	30,934	34,216	34,557	1%

Source: U.S. Census

West DuPage County Household Trends 1990-2015

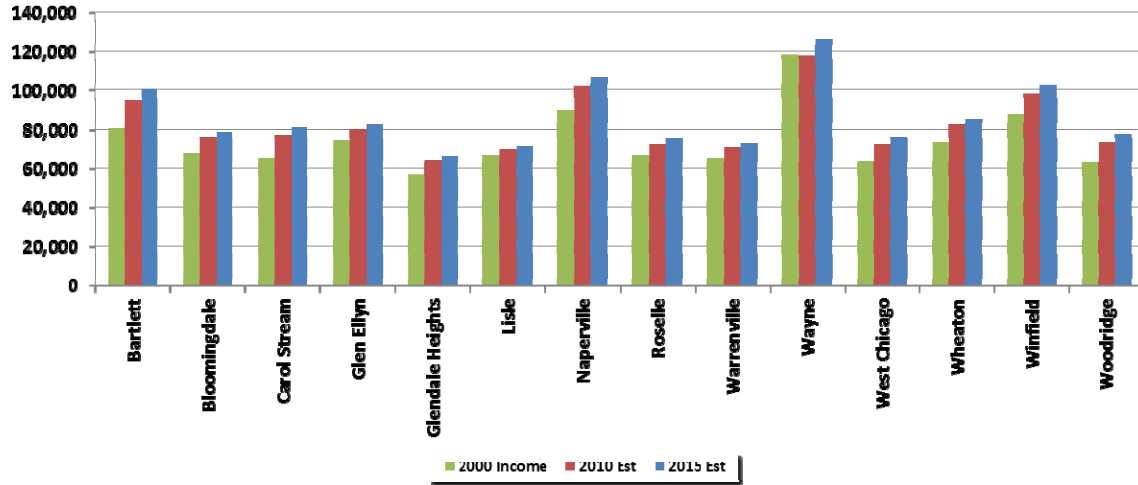


West DuPage County Household Trends

Community	1990		2000		2010		2015		2010-15
	Total	Avg Size	Total	Avg Size	Total	Avg Size	Total	Avg Size	
Bartlett	6,365	3.11	12,179	3.01	13,151	3.02	13,732	3.01	4%
Bloomingdale	5,838	2.91	8,219	2.64	8,435	2.61	8,517	2.58	1%
Carol Stream	11,424	2.81	13,872	2.92	13,695	2.96	13,711	2.98	0%
Glen Ellyn	9,413	2.78	10,207	2.65	10,215	2.63	10,048	2.63	-2%
Glendale Heights	9,613	2.94	10,791	2.94	10,687	2.95	10,582	2.94	-1%
Lisle	7,833	2.46	8,663	2.45	9,323	2.44	9,566	2.42	3%
Naperville	29,101	3.11	43,751	2.93	49,838	2.95	52,252	2.97	5%
Roselle	7,188	2.98	8,443	2.74	8,354	2.75	8,341	2.73	0%
Warrenville	4,028	2.83	4,931	2.71	5,311	2.68	5,441	2.67	2%
Wayne	525	2.78	726	2.94	980	3.08	1,079	3.10	10%
West Chicago	4,652	3.41	6,379	3.68	7,431	3.55	7,695	3.58	4%
Wheaton	17,770	2.94	19,377	2.86	18,880	2.84	18,513	2.84	-2%
Winfield	2,406	3.17	2,975	2.93	2,935	2.98	2,957	2.97	1%
Woodridge	9,622	2.86	11,382	2.72	12,740	2.69	12,944	2.67	2%

Source: U.S. Census

West DuPage County Median Household Income 2000-2015



West DuPage Median Income

Community	2000	2010	2015	2010-15
Bartlett	80,422	94,711	100,259	6%
Bloomingdale	68,443	76,067	78,718	3%
Carol Stream	65,609	77,054	80,886	5%
Glen Ellyn	74,874	79,896	82,485	3%
Glendale Heights	56,878	64,658	66,363	3%
Lisle	66,868	70,078	71,764	2%
Naperville	89,754	101,695	106,955	5%
Roselle	66,812	72,681	75,650	4%
Warrenville	65,627	71,224	73,279	3%
Wayne	118,486	118,182	126,563	7%
West Chicago	63,763	72,819	75,940	4%
Wheaton	73,680	82,561	85,580	4%
Winfield	87,909	97,814	102,472	5%
Woodridge	63,116	73,855	77,769	5%

Source: U.S. Census

Major Employers

DuPage County Major Employers

Employers	City
BP America	Warrenville
Lucent Technologies	Lisle
Argonne National Lab	Argonne
United Parcel Service	Hinsdale
Northern Illinois Gas	Naperville
Fermi Lab	Batavia
Edward Hospital	Naperville
International Truck and Engine Corp	Westmont
Hinsdale Hospital	Hinsdale
Tellabs	Naperville
McDonalds	Oak Brook
DuPage County	Wheaton
College of DuPage	Glen Ellyn

Source: www.dupageco.org 08/11

Institutional Uses

Central DuPage Hospital and Edwards Hospital serve the area, as well as other facilities that are within a short drive throughout the region. Benedictine University, The College of DuPage, and Wheaton College are just a few of the post-high school education opportunities in the area.

Recreation

There are several golf courses in the area including Seven Bridges, Cantigny and Village Links with a number of facilities within a short drive.

Extensive forest preserves provide ample open space for the area's communities.

Transportation

The Interstates I-355 and I-88 provide excellent access throughout the region. Several railroads also run throughout the county including the Union Pacific and Santa Fe Railroads. Metra provides great access to downtown Chicago with stops in Wheaton, Glen Ellyn, Bartlett, Winfield, Lisle, Naperville, and West Chicago.

Conclusions

The West Suburban DuPage County Market Area was primarily developed after WWII as bedroom communities providing housing to residents working in Chicago's Loop and the west and northwest suburban office and industrial markets.

The long-term outlook for the market area remains positive.

© August 2011 Appraisal Research Counselors